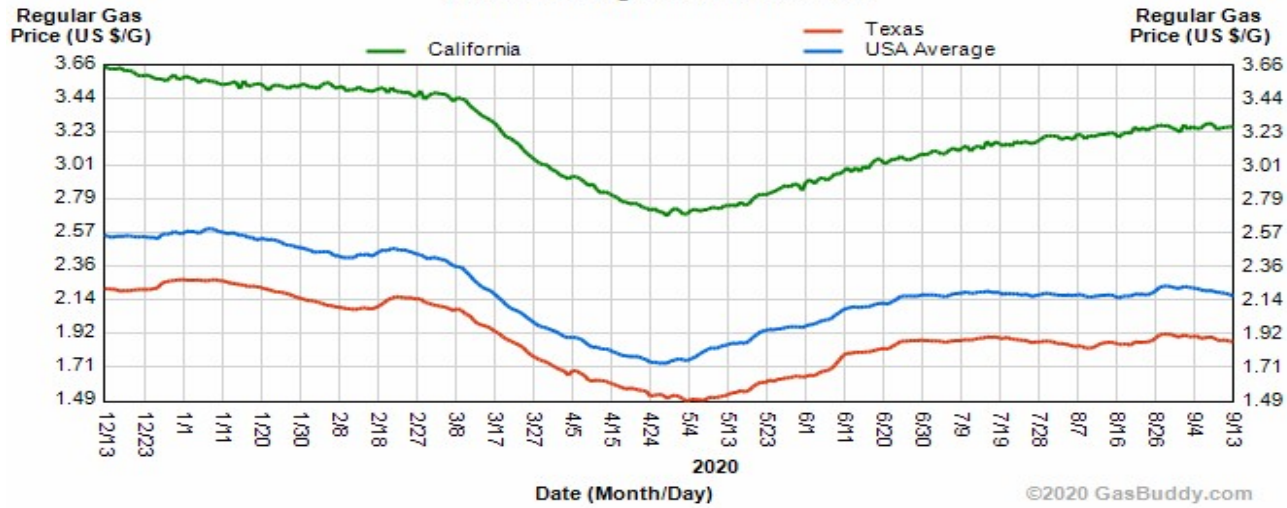


We Can Do Better Gasoline Pricing Do You Like Paying a \$1.00/Gallon More?

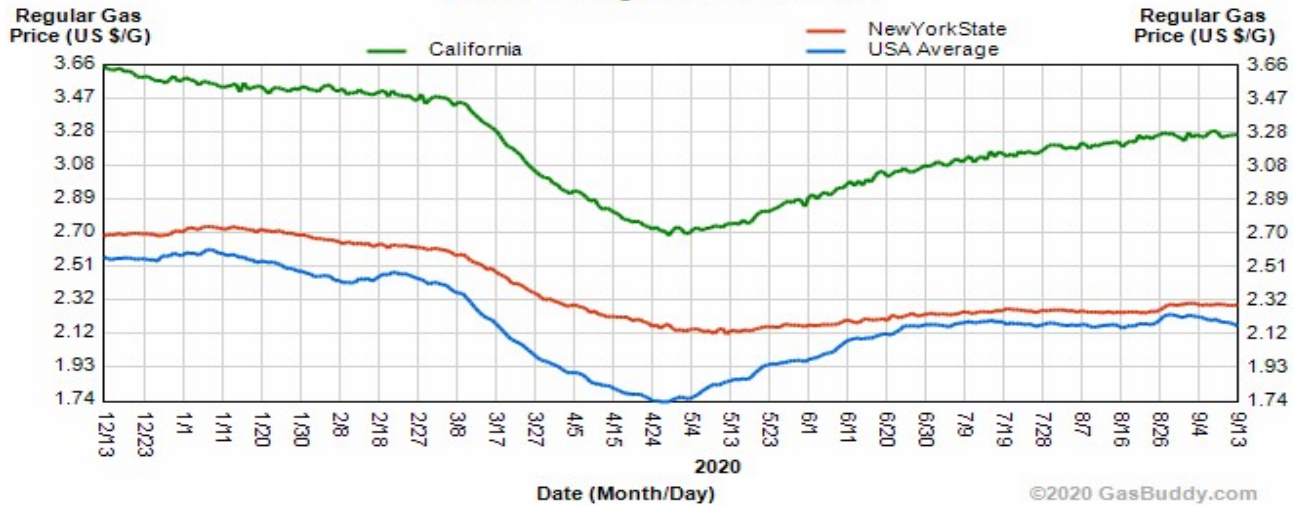
Texas

9 Month Average Retail Price Chart

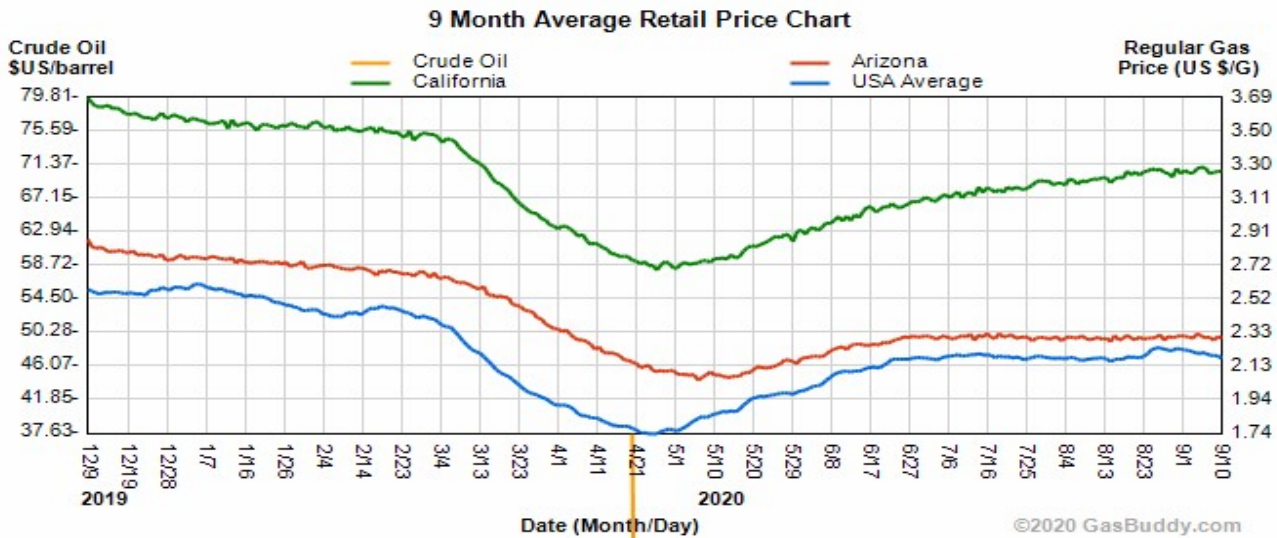


©2020 GasBuddy.com

9 Month Average Retail Price Chart



©2020 GasBuddy.com



One of the things that define Californians is we really like our cars. And we seem to like paying a lot for gasoline. Basically Californians pay a \$1.00 more per gallon than most other states. What do we get for that? Basically, not a lot—road quality? Less congestion? Great public transportation? Essentially it becomes part of a giant slush fund.

Can you use that \$1 per gallon or \$20 per fill up in a better way?

One of the things that define Californians is we like our cars. And we seem to like paying a lot for gasoline. Basically Californians pay a \$1.00 more per gallon than most other states. What do we get for that? Basically, not a lot—road quality? Essentially it becomes part of a giant slush fund.

Can you use that \$1 per gallon or \$20 per fill up in a better way?

Above are three charts that show the prices in 3 states with California and the national average. USA Blue, California Green while Texas, New York and Arizona are Red. The source of this data is Gas Buddy and available on the web.